



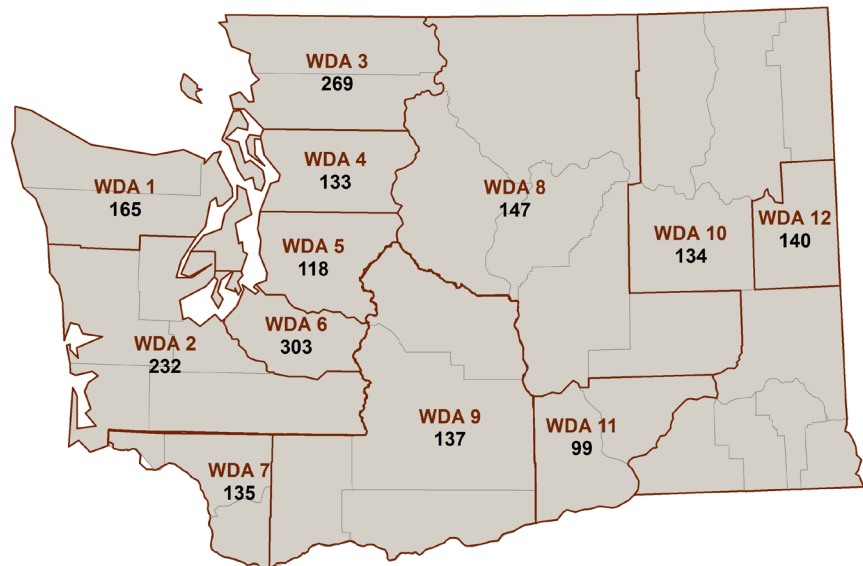
Licensed Practical Nurses (LPNs)

Licensed practical nurses (LPNs) in Washington are licensed through the State Department of Health. The following Washington statistics were calculated based on data from these license files, which contain licensee name, mailing address, age, and gender.

Licensed LPNs per 100,000 Population

Year	Washington
2014	166
2013	173
2011	188
2008	209
2007	212
2006	211

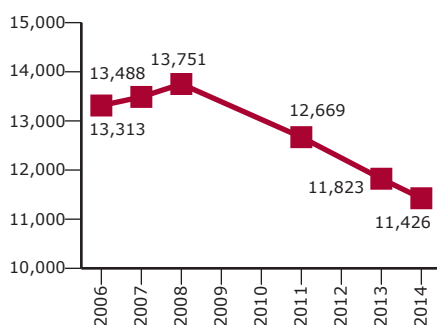
**LPNs per 100,000 Population
with Washington Licenses by Workforce Development Area (WDA),* 2014**



**Characteristics of LPNs with Washington Licenses
by Workforce Development Area (WDA), 2014**

WDA*	Licensed LPNs	2013 Population	Number of LPNs/100,000 Population	Average LPN Age	% Male LPNs
1	589	356,625	165	49.3	10.2%
2	1,141	492,300	232	48.6	13.4%
3	1,129	420,100	269	44.8	10.0%
4	968	730,500	133	48.2	14.7%
5	2,345	1,981,900	118	46.9	16.1%
6	2,469	814,500	303	47.1	14.2%
7	735	542,820	135	44.0	15.7%
8	391	265,380	147	47.3	8.7%
9	441	321,150	137	48.0	11.3%
10	279	208,925	134	49.3	11.8%
11	266	268,200	99	50.0	10.9%
12	673	480,000	140	52.6	14.4%
State	11,426	6,882,400	166	47.5	13.6%

**Number of LPNs with Washington
Licenses and Washington
Addresses from 2006 to 2014**



* Location determined by license mailing address. Counties comprising WDAs: 1 = Clallam, Jefferson, Kitsap; 2 = Grays Harbor, Mason, Thurston, Pacific, Lewis; 3 = Whatcom, Skagit, Island, San Juan; 4 = Snohomish; 5 = King; 6 = Pierce; 7 = Wahkiakum, Cowlitz, Clark; 8 = Okanogan, Chelan, Douglas, Grant, Adams; 9 = Skamania, Klickitat, Yakima, Kittitas; 10 = Ferry, Stevens, Pend Oreille, Lincoln, Whitman, Walla Walla, Columbia, Garfield, Asotin; 11 = Benton, Franklin; 12 = Spokane.

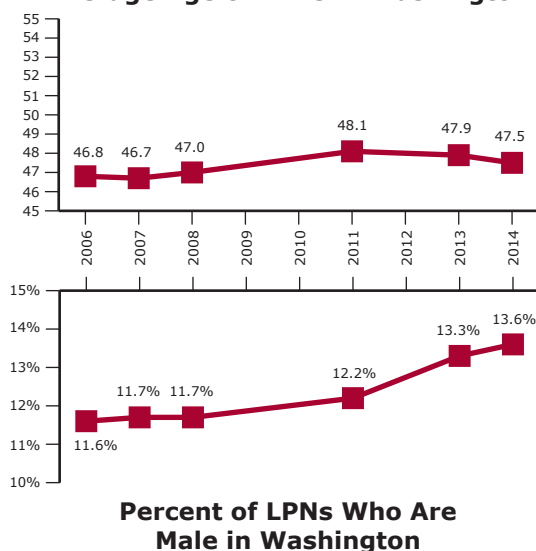
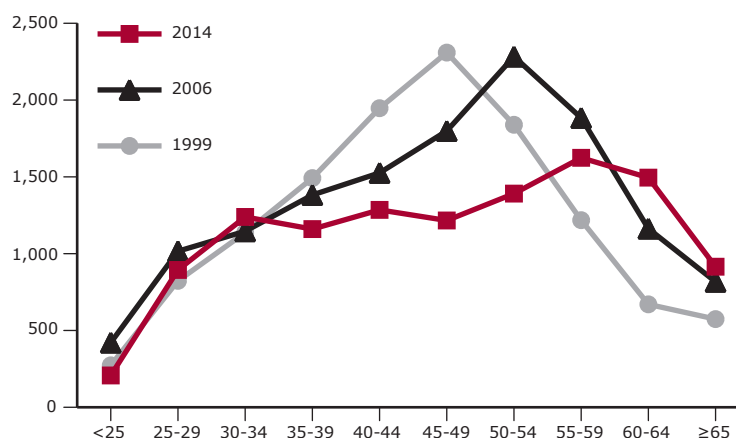
LPNs with Washington Licenses*: Number and Percent by State

	2006	2007	2008	2011	2013	2014
Total LPN+ licenses	14,629	14,776	15,202	13,687	12,859	12,391
With address in†:						
Washington	13,313 (91%)	13,488 (91%)	13,751 (90%)	12,669 (93%)	11,823 (92%)	11,426 (92%)
Oregon	209 (1%)	222 (2%)	243 (2%)	233 (2%)	362 (3%)	379 (3%)
Idaho	196 (1%)	189 (1%)	215 (1%)	157 (1%)	146 (1%)	133 (1%)
Other	911 (6%)	877 (6%)	993 (7%)	628 (5%)	528 (4%)	453 (4%)

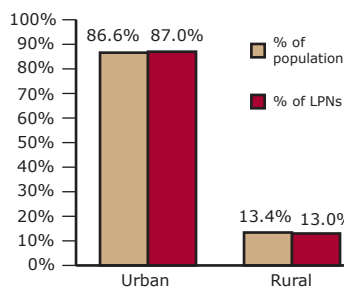
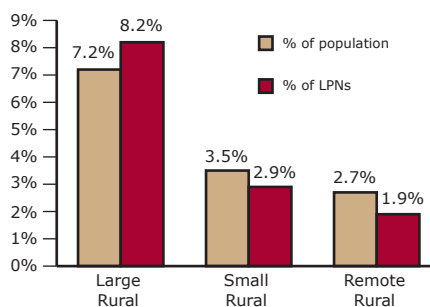
* Accessed from licensing files April 2014, April 2013, March 2011, September 2008, October 2007, and August 2006.

† Ages 18 through 75.

‡ Due to rounding, these percentages may not sum to 100.

LPN Age and Gender**Average Age of LPNs in Washington****LPNs by Age Group in Washington**

Accessed from licensing files April 2014, April 2013, March 2011, September 2008, October 2007, and August 2006. Analysis includes those ages 18 through 75 with a Washington license and Washington address.

2014 Urban-Rural Population and LPN Distribution**2014 Population and LPN Distribution by Rural Area Type****Funding:**

The analyses for this report were conducted by the University of Washington Center for Health Workforce Studies with funding from the Washington Center for Nursing through Washington State Department of Health Grant #N14191.

Data Sources:

Washington State LPN data are from the Washington State Department of Health, Health Professions Licensing Data System, 2014 (April), 2013 (April), 2011 (March), 2008 (September), 2007 (October), 2006 (September), and 1999. General Washington population data are from the Washington State Office of Financial Management and are updated April 1 of each year (<http://www.ofm.wa.gov/pop/april1/>). The urban-rural location of each LPN was determined using their license ZIP code and the Rural-Urban Commuting Area Codes 2.0. All analyses include LPNs ages 18 through 75.

For more information:

**University of Washington
WWAMI Center for Health Workforce Studies**

Holly Andrilla, Biostatistician
206-685-6680
holly@uw.edu
<http://depts.washington.edu/uwchws/>

Washington Center for Nursing

Linda Tieman, Executive Director
206-787-1200 ext. 107
lindat@wcnursing.org
<http://www.WACenterforNursing.org/>

This report was produced at the University of Washington Center for Health Workforce Studies by Holly Andrilla, Caitlin Morrison, Susan Skillman, and Martha Reeves.